

# bewegt!

Dresdner Verkehrsbetriebe AG magazine

2/2024

## Travel safely: young explorers on the move

Have fun discovering Dresden's transport system

*Wir bewegen Dresden.*

 **DVB**  
DRESDNER VERKEHRSBETRIEBE AG

## Staatliche Kunstsammlungen Dresden



### EUROPAS SCHÖNSTE SCHATZKAMMER

#### DAS RESIDENZSCHLOSS DRESDEN

GRÜNES GEWÖLBE  
MÜNZKABINETT  
KUPFERSTICH-KABINETT  
RÜSTKAMMER  
KÖNIGLICHE PARADERÄUME  
AUGUST DES STARKEN

**1 € RABATT AUF DEN EINTRITT  
MIT DER ABO-KARTE DER DVB**

[WWW.SKD.MUSEUM](http://WWW.SKD.MUSEUM)



### *Dear Reader,*

The new school year begins, and with it a new adventure for the many children about to start exploring the world all on their own! Whether they are travelling to school alone, out and about with friends or going to a sports club, public transport will play an important role, especially on long trips. Use the summer holidays to teach your little explorers how to travel safely and confidently on our trams, trains, buses, ferries and hillside railways.

Looking for ideas for how to make road safety lessons a fun experience? Then our district detective games are just what you need. To find out more, turn to Page 8. We'll also be answering questions that "move you", reporting on the latest news in the DVB world and going "Down the line" with district bus routes 73 and 74.

We hope you enjoy your read and wish you a summer of adventures!

**Lucienne Demmler**

Head of our child marketing project

**bewegt!**  
2/2024

- 4 **What moves you?**
- 6 **Top topic**
- 10 **DVB services**
- 12 **News**
- 16 **Allow us to introduce...**
- 18 **Down the line**
- 22 **Leo's world**
- 24 **Active**
- 26 **A splash of fun by rail and bus**
- 27 **Route network map**



Europäische Union

Europa fördert Sachsen.



EFRE

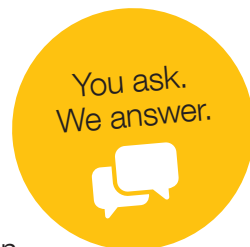
Europäischer Fonds für regionale Entwicklung



Available online  
in German and  
English at [www.dvb.de/bewegt](http://www.dvb.de/bewegt).

# What moves you?

Got a question you've always wanted to ask about the DVB? This is where we answer the ones you have sent in over the last few weeks by post, e-mail or phone, or on our Facebook and Instagram pages. Maybe one of the following issues has "moved you", too?



20th day of the month before you plan to travel. To do so, go to the "Mein Abo" section of our website (German-language site) and start the order process. The supplementary pass smart card will arrive in the post. For full details, go to: [www.dvb.de/deutschlandticket](http://www.dvb.de/deutschlandticket) And just one more point: if your grandchildren are not in school yet, they travel VVO routes free of charge!

## I want to go to Rathen with my two grandchildren. My Deutschlandticket is just for one person, right?

→ Yes, that's right. The Deutschlandticket really is just for one person; it does not include free travel for any additional companions. However, we do have a supplementary "Plus Mitnahme" pass that allows you to travel the Verkehrsverbund Oberelbe (VVO) network with your loved ones! For just €10.70 a month, it entitles you to travel with:

- ✓ one dog or one bike at all times, plus one other adult and
- ✓ up to four schoolchildren aged under 15 every evening from 6 p.m. to 4 a.m. Monday to Friday, and all day at weekends and on public holidays

You can book the supplementary "Plus Mitnahme" pass conveniently online up to the

## Is it true that the AzubiTicket will no longer be available from this autumn?

→ Yes, that's right. The Saxon state has decided to stop funding the AzubiTicket, so we can no longer offer it as of 1 August 2024. The reasoning behind the state's decision is that the Deutschlandticket, which was introduced in May 2023, costs almost the same and is funded by both the federal and state governments. All AzubiTicket holders received a letter at the start of June saying that ticket sales would stop on 31 July 2024.

The Saxon AzubiTicket costs €48 a month and covers one transport network. The Deutschlandticket covers the entire country and costs €49. For that reason, we recommend switching to the attractive Deutschlandticket, which many companies also offer as a discounted staff travel pass. Simply ask your employer if they provide this type of Jobticket.

## I travel to work every day by rail and bike and regularly get critical looks or comments in the tram or train. Is it true that I have to make space for fellow travellers who have pushchairs or wheelchairs?

→ Yes and no. Bicycle conveyance is a service we are happy to offer in our public transport vehicles, but passengers with pushchairs, prams and wheelchairs do take priority over bikes according to our conditions of carriage. If someone is already on public transport with a bike, they cannot be asked to leave the vehicle as long as they have a valid ticket entitling them to make that trip.

We thus rely on people to be considerate to one another. Often, a solution can be found that everyone can live with. Our tip: our low-floor trams have special areas for leaning bikes. You can tell where they are from the symbols on the door. The space by the first door in the tram is mainly intended for wheelchair users, as there is a fold-out ramp there for stops that are not fully accessible.



## How old must children be to travel alone on DVB rail and bus services?

→ Children who are in compulsory education or have turned 6 years of age can use our vehicles alone. Whether they are ready to do so or not depends on various factors such as how mature they are as individuals and how challenging the route is (e.g. if they need to change vehicles). Parents know their children best and can thus judge for themselves whether they can travel alone by rail and bus. Our recommendation is intended as guidance.

The important thing for you to do is to talk to your children not just about the route but also about the rules for travelling safely and waiting at bus and tram stops. When children know how to behave and how to get help, they feel more confident, especially if something unexpected happens, such as a last-minute diversion. Let them practise solo bus and rail travel step by step, starting with short trips and gradually going further. Always bear in mind your child's well-being and individual level of maturity – children only enjoy travelling when they feel safe and confident.

## How to contact us:

- 📍 Dresdner Verkehrsbetriebe AG
- ✂ DVB AG
- 📧 [service@dvbag.de](mailto:service@dvbag.de)
- 📮 Trachenberger Straße 40  
01129 Dresden

# Make it through the transport maze – have fun becoming a public transport pro

When children finish primary education, they usually change schools and have to travel new routes. Rail and bus services are a safer, more independent way for children to travel than any other means of transport. However, they need to learn how to use them properly – the earlier, the better. Take the time you need to practise using public transport properly.



**Practice makes perfect:** children have to learn how to travel independently and use different modes of transport. They are normally taught the most important traffic rules at kindergarten and, of course, mainly by you, their parents and grandparents! Whether you are travelling on public transport, driving, cycling or walking, you set an example to children, who model their behaviour on you and copy you. Help your child learn the important rules for how to behave in traffic at an early age. Take practice trips together and gradually give them greater independence so they can build up confidence step by step.

Using public transport helps children get about more, and more flexibly, including going to after-school activities such as the cinema and sports clubs or visiting friends. However, children often act more spontaneously and impulsively in traffic than adults, making their behaviour harder for other road users to predict. It takes time for them to develop an awareness of safety.

## Tips for a good journey:



**1. Set off in good time:** make sure your child leaves home early enough to get to the bus or tram stop without rushing. Being punctual avoids stress and rash behaviour.

**2. Stand well back:** your child should always stay two big steps away from the edge of the pavement or platform. Many tram and bus stops have white ridged markings to show what area is safe.



**3. Let others get out first:** your child should ideally stand to one side of the door until everyone has got out, to board safely with no pushing or jostling. They should have their ticket or pass within easy reach so as to stamp it as soon as they get in, or to show to a ticket inspector.



**4. Sit and stand safely:** children should sit down if possible, with their school bag on their lap or between their feet. Show your child how to hold on safely if no seats are free.



**5. Press the stop button:** if your child wants to get out, they should press the stop button as soon as the vehicle leaves the previous stop. When the display reads “Wagen hält” (“Vehicle is stopping”), the request has been received.



**6. Take care when getting out:** make your child aware of the need to watch out for traffic when getting out of the vehicle. A quick look left and right is usually enough.

**7. Never cross the road right in front of or behind the bus or tram:** after getting out, your child should wait until the vehicle has left and the road is clear before crossing.



Once your child has learnt the most important rules for using public transport, and you have practised independent travel together, they will have no problem getting about alone. There are special tickets for schoolchildren to make travel even easier and cheaper. One is the Bildungsticket:

- ✓ for all schoolchildren in general education and at vocational college (not in the dual system combined with practical work experience)
- ✓ as a subscription costing €15 a month, booked monthly (for at least 12 months)
- ✓ valid throughout the VVO network on trains, trams, buses, ferries (not including the Rathen ferry), rapid-transit S-Bahn and regional trains
- ✓ includes the Löbnitzgrundbahn and Weißeritztalbahn railways, the Kirnitzschtal-bahn tramway, the Meissen sightseeing tour and the lift in Bad Schandau
- ✓ includes one bike or dog
- ✓ only valid if presented with a current customer card

Full details: [www.dvb.de/bildungsticket](http://www.dvb.de/bildungsticket)

# Local transport adventures: have fun exploring Dresden

Turn your rail or bus trip into a mini adventure! For example with our six district detective games or our hillside railway geocaching trails. A new, exciting way for you and your child to get to know Dresden and learn how to use public transport. One thing is certain: you'll have no end of fun!

## DVB detectives on the move

Children aged 8 plus who enjoy solving puzzles and using their powers of deduction can follow a trail across Dresden with our district detective games. This teaches them to find their way around the Dresden network, use various vehicles and read the timetable on their own. At the same time, it boosts their curiosity, sense of adventure and interest in their surroundings. It encourages the young detectives to explore new routes and take conscious notice of what is around them.

## How to become a transport pro:

- ✓ To take part in the detective game, you need up to five sharp-eyed sleuths, plus one accompanying adult.
- ✓ You can start the game at any time, ideally in the day, when the buses and trams run regularly. The game can take a bit longer on Sundays and public holidays because of the special timetable.
- ✓ Simply select a district detective game, invite your friends, pack a pen or pencil and a valid public transport ticket and you're ready to go!



Our district detective games take you to:

### 1. South Dresden:

Starts and ends at Prager Straße  
Highlights: spot a weather vane, suss out sights such as the Bismarck Column and drop by a dynamic location.

### 2. East Dresden:

Starts and ends at Wasaplatz  
Highlights: explore the estate where Saxon kings once spent the summer and treat yourself to a cheeky ice cream before a bridge works its (blue) wonders on you.

### 3. Northeast Dresden:

Starts and ends at Straßburger Platz  
Highlights: on this route you'll see a white eagle with outspread wings and cross the Elbe twice – once even on a boat.

### 4. Southwest Dresden:

Starts and ends at Hauptbahnhof  
Highlights: this tour takes you not just to an exercise parcours but also to a harbour and the place our trams rest for the night.

### 5. North Dresden

Starts and ends at Albertplatz  
Highlights: explore a hunting pavilion, cross the motorway twice and find out what a traction substation is.

### 6. Northwest Dresden:

Starts and ends at Anton-/Leipziger Straße  
Highlights: stroll along an Elbe towpath, see an old tram station with a new look and explore history right by the DVB headquarters.

Every tour features a separate puzzle for you to solve. Every district holds hidden treasures and rare gems. So just by the by, you'll learn about Dresden's history, architecture and culture.

You can pick up a puzzle booklet free of charge at our DVB service points or download them at: [www.dvb.de/detektive](http://www.dvb.de/detektive)

**tip** District detectives can get a stamp showing they have solved a puzzle from the DVB customer centre at Postplatz. But that's not all: if you solve all six puzzles, a special surprise awaits to reward your detective work!

## ? Who can find the treasure?

Follow a mystery geocaching trail with our hillside railways! In this modern version of a good old treasure hunt, coordinates (or "waypoints") lead you from one stage to the next. Along the way, there are little puzzles to solve and, of course, a treasure trove to find: the cache.



All you need is a geocaching app on your smartphone (or use a GPS device), one of our hillside railway geocaching booklets, a pen or pencil, sturdy shoes and a love of puzzle-solving and hiking. You can pick up the geocaching booklets free of charge at our service points and at the hillside railway stations. Use public transport on your way to and from your treasure hunt to get in some incidental practice in travelling by bus and tram. Further information:

[www.dvb.de/geocaching](http://www.dvb.de/geocaching)



## Fancy more fun-filled mysteries?



Have you come across the large-scale version of our detective games yet; the "Hunt for the Golden Ticket"? On this treasure hunt all over Dresden, the DVB detectives help Sebastian, our super driver, find his lost rucksack. The game starts in Dresden city centre, at Postplatz. As with our district detective games, the young explorers always have to find the next tram or bus stop, the next vehicle, the route or the departure time, with the help of the clues in their logbook. You should plan about four hours for the trail.



Take part in the competition and with any luck you could win one of 20 detective games!

Simply register by **30 July 2024** at

[www.dvb.de/superfahrer](http://www.dvb.de/superfahrer).

We will notify you in person if you win.

# For subscribers only

Win 50 x 2 tickets to see “Die Olsenbande wechselt die Windeln” at Boulevardtheater Dresden



Just out of jail, loveable gangster Egon Olsen comes up with a cunning plan again. But his usual accomplices Benny and Kjeld are up to their necks in puréed carrot and nappies, as Kjeld and Yvonne have started a family! So it comes as no surprise when the bank robbery goes wrong and Egon once more ends up behind bars. Sixteen years later, he's back. Good, honest work has got Kjeld and Benny nowhere and the baby is now a lanky teenager. But as usual, Egon has a truly magnificent plan!

On **1 October 2024**, 7.30 p.m., you can look forward to an entertaining evening that will bring a smile to every face – not just for Olsen Gang fans. With convoluted twists and turns, surprising special effects and


plenty of absurd situations, this cult trio will make your sides ache with laughter!

## How to win your tickets

Enter the prize draw at [www.dvb.de/olsenbande](http://www.dvb.de/olsenbande) or by post, labelled “Olsenbande”. All DVB subscribers who take part have a chance to win tickets. You can take part until **9 August 2024**. We will notify you in person if you win.

### Directions

Boulevardtheater Dresden

 7, 10, 12 *S-Bf. Freiburger Straße*

## Hang out at the Orangutan House

Discover the new Orangutan House this summer and experience animals in a whole new way when you visit the zoo! The orangutans now have lots more space, things to climb on, places to hide and activity areas to keep them busy. Orangutans are forest-dwellers that live almost exclusively in the trees of tropical rainforests. The design of the biggest construction project in the zoo's more than 160-year history is strictly based on its residents' needs. The orangutans truly come out on top in their new outdoor enclosure: from the lofty heights of their climbing trees they can look out over the neighbouring Großer Garten. The Aldabra giant tortoises have finally got a winter home that visitors can look into, and other Southeast Asian animals have also moved into the structure, including smooth-coated otters, binturongs and reticulated pythons.



All DVB subscribers get one euro off the price of admission – simply show your subscriber's card.


### Animal magic for all ages:

for the chance to win a one-day family pass for a great day out at the zoo, simply register by **28 July 2024**, either online at [www.dvb.de/zoo](http://www.dvb.de/zoo) or by post labelled “Zoo” and citing your subscription number. We will notify you in person if you win.

### Directions

Zoo Dresden

 9, 13  68 Zoo

 9, 10, 11, 13 Lennéplatz (*Short walk*)



## Radebeul's pride and joy


### 30 x 2 tickets to be won:

simply register online at [www.dvb.de/abenteuer](http://www.dvb.de/abenteuer) or by post, labelled “Abenteuer”, and keep your fingers crossed! You can take part until **3 August 2024**. We will notify you in person if you win.

### Directions

Karl May Museum

 EV4 Schildenstr./Karl-May-Museum (*Short walk*)

 476 Pestalozzistraße (*Short walk*)

## Getting into conversation: Forum Mobilität Dresden at the Transport Museum

The climate crisis and the negative consequences of road traffic, such as air pollution, noise and accidents, make the transition to zero-emission transport appear an urgent necessity. But what consequences will this have for the economy and for our wallets? Dresden Transport Museum will be discussing these questions and other issues with you in its series of events, "Forum Mobilität Dresden".

German Institute of Urban Affairs), **Sebastian Stegmüller** (head of the Fraunhofer IAO Mobility and Innovation Systems Research Unit) and **Heinrich Strößenreuther** (a business informatics specialist and environmental activist). The British parliamentary style debate will be hosted by **Andreas F. Rook** and **Monika Seynsche**. **Admission is free.**

### Join the discussion!

This discussion, in a parliamentary debate format, involves you showing us your opinion. The hosts put forward various propositions and ask questions on the topic. The audience and experts from academia and society at large are invited to indicate their position on each proposition via their choice of seat.

## Invitation to a parliamentary-style debate on 25 September 2024

When parking spaces or lanes for cars are about to be replaced with bike lanes, when discussion is taking place about speed limits or pedestrianised city centres – i.e. when the car's important position is being challenged – emotions run higher than on almost any other topic. Join in at Dresden Transport Museum from **7 to 8.30 p.m. on 25 September 2024** and discuss the role that passenger cars can and should play in future, and why discussion about cars is always so highly charged. We will be welcoming acclaimed experts to the debate, such as **Dr Michaela Christ** (Local Mobility team leader at the

# Kulturkampf ums Auto.

## Dresden from above

It's that time of year again – finally! The "Wheel of Vision" started turning again at Postplatz on 28 June 2024. Enjoy a fantastic twelve-minute view of Dresden's baroque city centre from a height of up to 55 metres. The 42 capsules are sealed, air-conditioned and fully accessible.

**A special experience at a special price:** until 18 August 2024, DVB subscribers get two euros off the full or concessionary price



on every ride by showing their FAHRKARTE. The discount is only on one ticket. The offer does not apply to Semesterticket or Dresden Pass holders, or on the city festival weekend.



## Canaletto – the Dresden city festival: DVB luxury lounge at Postplatz

On the third weekend in August, from 16 to 18 August 2024, Dresden will once again be transformed into a multi-coloured world of adventures when the city holds its popular "Canaletto" festival for the 25th time.

That weekend, with the summer in its full glory, you can look forward to a varied programme of concerts and theatre shows, plus a wide range of activities for children, teens and adults. We'll be there, at Postplatz as always – on a slightly smaller scale than usual but as excellent as ever!

### Look forward to:

**DVB stage** Our highly entertaining programme features talented young artists from Dresden, well-known bands and exciting performances.

**Subscribers' bar** Chill out with a cold Cuba Libre in your hand. Subscription

holders can order our long drink for five euros, not seven.

**Photo booth** A memory-making photo is part of any truly unforgettable party.

**Fun and games** Make your own badges, do quizzes, go wild on the bouncy castle: we have broad range of activities for DVB fans of all ages.

**#teamgelb** Our staff will be ready to answer any questions at our information stands, whether you want to know about DVB tickets, the world of MOBI or our hiking tips. We also have some great souvenirs for rail and bus enthusiasts.

### Come and visit us!

Friday, 16 August 2024: 6 p.m.–midnight  
Saturday, 17 August 2024: 11 a.m.–midnight  
Sunday, 18 August 2024: 11 a.m.–10 p.m.





## Travel through history at full steam

Travelling in a narrow-gauge steam train, it's easy to escape the hustle and bustle of everyday life. After all, you're puffing through the landscape at a leisurely 30 km (almost 19 miles) an hour.

If it's more action you want, you should head off to the Löbnitzgrundbahn steam railway for the narrow-gauge festival on the weekend of 14 and 15 September. 140 years after the Löbnitzgrundbahn opened, passengers can look forward to special trains from three different periods of rail history lazily chuffing from Radebeul Ost via Moritzburg to Radeburg. In the festival area at Moritzburg railway station, visitors will also find a marketplace with crafts and games, a varied programme of stage shows for locomotive fans of all ages, and culinary delicacies. On 15 September, the loveable model locomotives run by Minibahnclub Dresden e. V. will be whizzing round the



track not far from the Weißes Roß stop, while Traditionsbahn Radebeul e. V. is organising a little festival at Radebeul Ost station, their departure point. Between Radebeul Ost and their destination, rail enthusiasts will gain various insights into the history of the region's narrow-gauge railways and how they operate.

The narrow-gauge rail festival timetable and events programme can be found online at [www.vvo-online.de/loessnitzgrundbahn](http://www.vvo-online.de/loessnitzgrundbahn). Flyers are available from the VVO and at Moritzburg station. Buy tickets on the day you travel at Radebeul Ost, Haltepunkt Weißes Roß and Moritzburg, or straight from the train staff (no extra cost).

Grassed tracks can be taken further in the form of **line-side vegetation**, i.e. integrating not just grass but also other species such as succulents and herbs. Dresden is putting this concept into practice at Albert-Wolf-Platz, among other places. This greening offers additional ecological benefits, as the wider variety of plants means greater biodiversity. Line-side vegetation is particularly low-maintenance and requires less water than conventional grassed areas, making it a sustainable solution for urban spaces.



Another approach, **green tram stops**, has been applied at Gleisschleife Leutewitz and Julius Vahlteich-Straße. Previously, only individual greening measures were taken on our platforms, in the shape of individual trees or climbing plants. As well as protecting our passengers

against the rain and cold as they wait at tram stops, our other main aim is to offer them protection against the sun and heat in the summer. For that reason, plants have been added and the shelters given green roofs. These tram and bus stops not only provide shade but also improve the microclimate. The plants filter pollutants from the air and increase the humidity, making for a more pleasant environment, especially on hot summer days. Green tram and bus stops also provide a space for urban biodiversity.

The **pilot project** for this is the **Julius-Vahlteich-Straße** stop in Gorbitz. In November 2023, the tram stop was extensively greened

as part of the "HeatResilientCity" project. The new shelters were planted with perennial plants that blossom in the spring, attracting insects. A trough with a ten-centimetre substrate layer ensures that plenty of water is stored. On the platform by Kesselsdorfer Straße, a trellis and additional seating were set up, as was a pergola with climbing plants on the opposite platform. The eco-friendly design is rounded off by five long strips of green for hedges and five spots for trees.

Another flagship ecological project is the **bee meadow by the Gleisschleife Leutewitz tram loop**. This area has been planted with native flowers and herbs that provide bees and other pollinators with nectar and pollen. The meadow is easy to care for and environmentally friendly as it does not require much water or fertiliser. This greening helps improve the city climate by regulating the temperature and improving the air quality. Support for the project comes from cooperation with local environmental groups and schools.



This all shows that sustainable mobility and environmental protection go hand in hand. By constantly putting solutions of this kind into effect, we make an important contribution to protecting the climate and promoting more environmentally friendly mobility.



## Greater sustainability – for people and for nature

Rising temperatures, more hot days; climatic conditions have changed over recent years, with noticeable consequences, especially in urban areas. To do something about that, for some time now we have been successfully moving towards a "green infrastructure". Today, we'd like to take a closer look at the approaches that involves.

**Grassed tracks** are widespread in Dresden and play a key role in urban sustainability. The tracks along Prohliser Allee

are one well-known example. This greening reduces noise pollution thanks to the position of the tracks in the ground, improves air quality as the greenery retains particulate matter, catches rainwater and reduces urban heat islands. Green surfaces also look pleasant, improving the city's appearance and people's well-being.





# Putting passion and humour into planning



Kathrin Brückner is a woman with tremendous energy and drive. An electrical project planner, she is our expert for lighting and information displays at our bus and tram stops. She changed careers to join the DVB and has been a devoted member of our #teamgelb ever since, standing out for her commitment and enthusiasm for public transport. She is always

in the middle of an exciting project, whether at work or in her free time; her quirky hobbies and big heart win everyone over.



*Kathrin Brückner has been involved in the tram museum association since 2013.*

Since joining the DVB in 2008, Kathrin Brückner has worked in the infrastructure department, ensuring that our tram stops are not just brightly lit but also display the latest information.

Her enthusiasm for the DVB was sparked as a Year 3 schoolgirl when she took the tram every day from Johannstadt into the Neustadt district. That strong connection culminated in her going to the registry office in an old Tatra tram. "I've been married for 40 years now – the DVB brought me luck even back then" she smiles.

But it took a few years before Kathrin also made the DVB part of her career. After graduating from secondary school, she trained to be an electronics technician at evening school, planning to become a vocational college teacher. However, technology fascinated her more than she had expected, and she took and passed a distance learning course in information technology, becoming an electrical engineer. She then gained valuable experience working for a medium-sized company and Deutsche Telekom before going down a new route and joining the DVB.

Since that moment, she has never left anyone in the dark: her job is to make sure the cables are laid properly and our bus and tram stops are supplied with electricity to power their lighting, digital displays and ticket machines. What she loves especially is to see the results of her work in person: "It's a great feeling standing at a tram stop and knowing I planned its electrical system." She even takes her fascination for technology on holiday with her, taking photos of an unfilled cable trench or a mast supporting overhead wires.

Kathrin Brückner has also been a member of the tram museum association since 2013. She is fascinated by the combination of old and new and enjoys supporting the museum's events. One thing she realised was that there could be more activities especially for children. Her idea met with a receptive audience. She took on the task with enthusiasm and thought up various schemes for teaching children about Dresden's public transport history. The museum now runs special children's tours and puzzles on the days it is open to the public, for instance. It thus came as no surprise that when the DVB launched its "explorer tours" for preschoolers in 2016 and was looking for helpers, Kathrin Brückner volunteered.

**” I love bringing history to life.”**

Kathrin Brückner,  
electrical project planner

"I also like passing on my knowledge and find it enriching to work with people", Kathrin continues. Since 2016, she and the children's marketing team have accompanied the



*Kathrin Brückner as Blümi the clowndoctor (right)*

preschoolers on their tour of the tram museum. "It's a fun way for children to learn not just about the history of the DVB but also about rules of conduct, our modern fleet of vehicles and the technology behind them. The little visitors go wild for anything they can try out for themselves, and we have plenty to try", she explains enthusiastically.

But the DVB and her passion for trams and buses are not the only projects close to Kathrin Brückner's heart. "There are different sides to every one of us. As well as the techie Kathrin, there's also a creative Kathrin who likes to be there for others", she goes on seriously; "that also acts as a good counterpoint to my desk-based planning work." For some time now – since 2010 – she has been making sick children laugh at the hospital, as Blümi the clown. Her volunteering work as a clowndoctor shows that humour can make many things easier. The clowndoctors meet once a fortnight, sometimes at the weekend, for workshops to help them come across well with the children. They develop new ideas and practise their clowning techniques.

Kathrin Brückner is a real all-rounder who offers up her many different skills and her big heart to the DVB and to other people. Whether she is working as an engineer, a historical ticket inspector or a clown, she brings light and joy into our lives.

# Down the line – on our “short” bus routes, nos. 73 and 74

In our “Down the line” series, we present our 29 bus routes, tell you interesting facts about the line and various bus stops, and explain why it’s worth going exploring along the route.

## Route 73 from Wilder Mann to Wurzener Straße

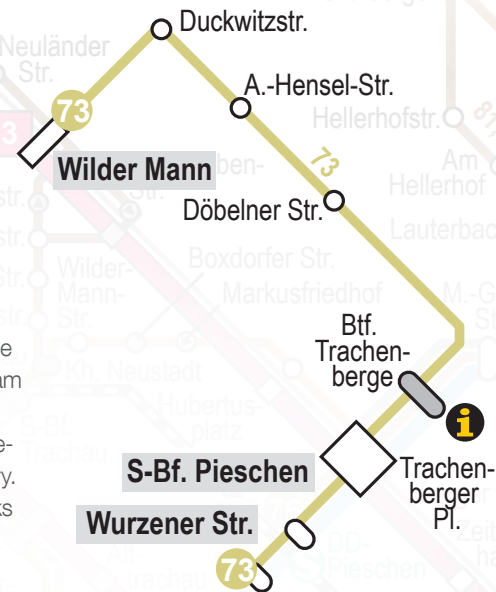


### Wilder Mann

This area has been served by local public transport since 1891. First came horse-drawn trams, then an electric tram nine years later. The area known as Wilder Mann is part of the Trachenberge district and was first settled by wine-growers, gardeners and farm workers in the 18th century. A stroll through the streets is well worth your while thanks to the area’s characteristic villas – built for industrial magnates – and well-kept allotments.

### Albert-Hensel-Straße

Near this bus stop, you can admire the Lutheran Weinbergskirche with its lovely gardens and a pretty sundial on the eastern facade. Consecrated in 1958, this is one of the few new churches to be built in 1950s East Germany, while the bell tower next to it is the first ecclesiastical edifice built in Dresden after the war. If you are now wondering whether you have heard of another church of the same name, don't be confused: the Weinbergkirche in Pillnitz lacks the “s” that is in this Trachenberge church's name.



### On a historical journey

Route 73 entered service on 3 January 2018 to provide the residential area at Döbelner Straße with a better public transport connection. Initially, it only went as far as the Pieschen S-Bahn station, but it was extended to the Mickten medical centre the same year. As Döbelner Straße is not in good enough condition for standard buses, a minibus

seating 22 passengers is used. Remember there was once a Route 73? But it travelled a totally different route, between Heidenau or Luga and Reick. It was merged with Bus Route 65 in 2009.



Tarifzone  
Dresden

### Trachenberge depot

Welcome to the Trachenberge administrative building and tram depot! Initially opened as a station for horse-drawn vehicles on 1 December 1891, this is also where the last such vehicle set off before the electrification process was completed, just nine years later on 25 August 1900. And that history can still be experienced here in the flesh, as the horses that once pulled those trams were kept in the building where Straßenbahnmuseum Dresden e. V. and Historische Kraftfahrzeuge des Dresdner Nahverkehrs e. V. now present their historic trams and buses. There are regular pen days at the museum with special trips – why not come and visit us?



### Facts and figures:

- ✓ 3 kilometres in length
- ✓ 11-minute travel time from one end of the line to the other
- ✓ 8 stops

### Wurzener Straße

Not just one, but three buildings on Wurzener Straße are well worth a visit. The medical centre at No. 5 occupies a building that opened in 1902 as a lower secondary school. Another noteworthy building, at No. 12, is the “Arno-Lade-Block”, built in 1928 in the New Objectivity style, based on designs by the Dresden architect Hans Richter. At No. 18 is the once imposing Sachsenbad, which we already introduced to you on Route 64.



## Route 74 from Marienallee to Jägerpark

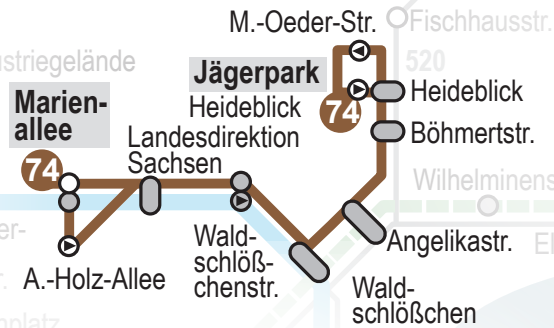
### Marienallee

Interested in Antonstadt or Albertstadt? Get off at this stop and you can explore either district! And they could not be any more different. The former has changed noticeably since 1991, when it was placed on the development list. Dilapidated streets and buildings were renovated. Albertstadt is at the start of this route. There are still signs it was once a military location, in the form of various closed-off areas and structures in a state of disrepair. For this reason, the city council is planning to further improve the old garrison district to fully tap its potential.



### Facts and figures:

- ✓ 2.7 kilometres in length
- ✓ 9-minute travel time from one end of the line to the other
- ✓ 9 stops



### Waldschlößchen

The Waldschlößchenbrücke bridge connects the districts of Neustadt and Johannstadt and is named after the mansion built for Count Marcolini in 1800 (which is, incidentally, the first building in Dresden in Neo-Gothic style). Back in 2013, a referendum on Dresden's most controversial construction project drew a majority in favour of it, but it also led to the revocation of the UNESCO World Heritage title "Dresden Elbe Valley Cultural Landscape". The arch bridge has a total length of 636.10 metres. Built using 6,800 tonnes of structural steel, 98,000 tonnes of reinforced concrete and 39,000 cubic metres of asphalt, it has 8,000 LEDs fitted in its handrail.



### On a historical journey

Today's District Bus Route 74 has been up and running since 26 August 2013. That is the day the Waldschlößchenbrücke bridge was opened to traffic, enabling some improvements to be made to the bus route network. The "old" Route 74, which ran between Johannstadt and Reick, was connected to Route 64, extending it as far as Reick.

Thanks to the "new" Route 74, Jägerpark was connected to Route 11 and a fully accessible connection to Route 64 (Pieschen) was added at the Landesdirektion Sachsen bus stop.



### Landesdirektion Sachsen

The Saxon Regional Directorate, with locations in Leipzig, Chemnitz and here in Dresden, is one of the largest public authorities in the state of Saxony. It is at mid-level between the Saxon state government and the municipalities and coordinates all Saxony's administrative activities. The 340-metre-long building dating back to 1877 was once part of the garrison town and housed the second Grenadier Regiment 101, named after Emperor Wilhelm II, King of Prussia.





### Jägerpark

The residential area "Am Jägerpark", built from prefabricated concrete in the 1980s, owes its name to a hunting ground once nearby in the Dresdner Heide. Radeberger Vorstadt has long been a popular residential area. When the Saxon army grew significantly in size during the Franco-Prussian War of 1870/1871, the district was especially favoured by high-ranking military personnel as it was near their Albertstadt base. That housing trend continues to this day; another 800 new homes are due to be built over the next few years.



Go exploring with our yellow fleet and find out more about Dresden's districts. In the next issue of **bewegt!** we will continue "Down the line" with our "short" bus lines, including Route 76 from Pieschen S-Bahn station to the prison.



Look at the picture and find which of the words in the list describe these signs. Write the right numbers in the circles.

- 1 Priority road
- 2 Pedestrian crossing
- 3 No entry
- 4 Danger
- 5 No stopping
- 6 No through road

# Crossword

Solve the puzzle and win a one-day family pass for Dresden Transport Museum!

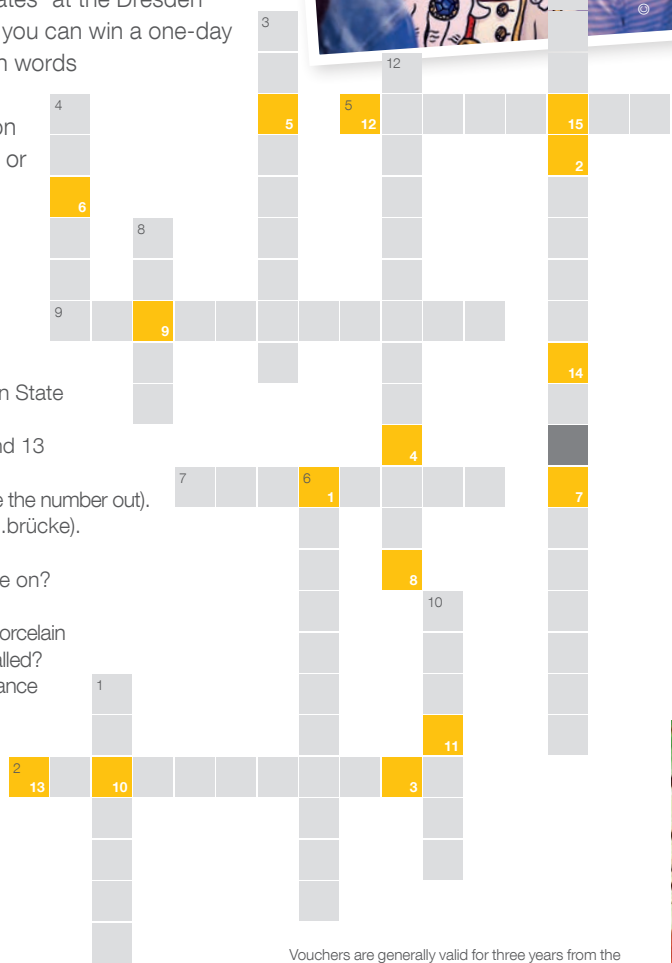
Pirates: they plundered, pillaged and were the terror of the oceans. Or were they noble buccaneers looking for adventure and freedom? Much of what we know about them comes from films and books. But what is the truth and what is just legend? Find out in the special exhibition "Pirates" at the Dresden Transport Museum. With a little luck, you can win a one-day family pass – simply fill in the German words (with the letters ö and ü spelt out as "oe" and "ue") and send us the solution at [www.dvb.de/kreuzwortraetsel](http://www.dvb.de/kreuzwortraetsel) or by post. The closing date for entries is **9 August 2024**. We will notify you in person if you win.

1. This depot (Betriebshof ...) is only for trams.
2. Which tram stop is right by the Saxon State Ministry of Finance?
3. Bus route 61 meets tram routes 9 and 13 at this stop.
4. We have ... different tram services (write the number out).
5. Trams 4, 8 and 9 cross this bridge (...brücke).
6. End stop on Route 74
7. What marketplace is the Frauenkirche on?
8. What animals pulled the first trams?
9. Dresden has the world's longest tiled porcelain artwork (102 metres long). What is it called?
10. This tram route only operates with advance notice, during events (write the number out).
11. What painting by Raphael is on display in Dresden? Use the German name!
12. We answer your questions in person at the ... at Postplatz.

The answer to the puzzle in the 1/2024 issue was "Zitronenfalter" (brimstone butterfly).

**Solution**

|   |   |   |   |   |   |   |   |   |    |    |    |    |    |    |
|---|---|---|---|---|---|---|---|---|----|----|----|----|----|----|
| 1 | 2 | 3 | 4 | 5 | 6 | 7 | 8 | 9 | 10 | 11 | 12 | 13 | 14 | 15 |
|---|---|---|---|---|---|---|---|---|----|----|----|----|----|----|



Vouchers are generally valid for three years from the end of the year they were issued, and can therefore be redeemed later. There is no recourse to legal appeal. Please note the privacy information in the publishing details on page 26.

## #wirbewegendresden

### Snapshot of the season

Many thanks to hobbyfotograf\_sachsen for the atmospheric snapshot.

### More great photos

Want to see more of us? Our yellow fleet, the depots, our view of Dresden? Follow us on Instagram @dvbag.



## Good reads on the move

### Tobias Goldfarb Hilda Hasenherz. Das Abenteuer im Fuchswald (Adventure in Fox Forest)

A really great book to read out at any age. Hilda Hasenherz lives in a big warren under the carrot field. Like all the other hares, Hilda spends all day and all night doing nothing but digging tunnels and harvesting carrots, which all have to be given to Baron von Ratzezahl.

He claims that if they don't get all the carrots, Prince Lämpchen and the king will be hungry. But clever Hilda doesn't believe his tall tale. More than that, instead of digging holes, she'd much rather explore the world up above, where the sun and the moon shine. So off she goes...



### Prize draw

**Our book tip to read on the tram and bus – win one of 10 copies!!**

Take part in the prize draw at [www.dvb.de/thalia](http://www.dvb.de/thalia) or by post by **11 August 2024**. The winner's details (name and address) will be passed on to our partner, Thalia, to send you the prize.

**Length: 160 pages, price: €14, publisher: Schneiderbuch, recommended age: from 6**

Thanks to Thalia Dresden – Haus des Buches



# A fun, refreshing dip to cool you down



Summer is here, the perfect time for some swimming adventures! Dive headfirst into the joys of the outdoor swimming season and learn to love the open-air pools in and around Dresden. Feel the cool water on your skin, relax on the green sunbathing lawns and forget all your worries in the warm sun. Poolside pleasure awaits – enjoy the summer to the full!



## Off to the pool by bus and rail

The city's open-air pools have so many different features that no visitor's wishes are left unmet. As well as diving into the cool depths or sunbathing to your heart's content,

you can do sports or play games at many pools, depending on their size and location. Whether you choose Georg-Arnhold-Bad, Kombibad Prohlis, Naturbad Mockritz, the Cossebaude reservoir, Freibad or Strandbad Wostra,

### Fare tip: Deutschlandticket

-  valid throughout Germany travelling 2nd class on all public transport
-  costs €49 a month
-  for one person age 6 or older (non-transferable)
-  cancel on a monthly basis



Freibad Cotta, Waldbad Langebrück, Luftbad Dölzschchen or the pools in Weixdorf or Weißig, all the open-air pools are easy to reach by rail and bus. To get there, use our journey planner at [www.dvb.de/verbindungsankunft](http://www.dvb.de/verbindungsankunft) and simply enter the name of the pool as the destination.

Steffen Natzschka, Fotoatelier Meissner Annett Goralski.  
**Note on data protection for competitions and draws:** The data provided will be stored for one year for processing and reporting purposes, then deleted. Data on the selected winners that is required for accounting purposes will be kept for 10 years, to be shown to auditors.  
**Circulation:** 40,000 copies  
**Printing:** Druckerei Vettters GmbH & Co. KG  
**bewegt!** 3/2024 is due out in November 2024.  
 Subject to alteration.

## Impressum

**bewegt!** Issue 2/2024

**Editorial deadline:** June 2024

**Published by:** Dresdner Verkehrsbetriebe AG, Trachenberger Straße 40, 01129 Dresden  
 Telefon 0351 857-1011, [bewegt@dvbag.de](mailto:bewegt@dvbag.de), [www.dvb.de](http://www.dvb.de), [www.facebook.com/dvbag](http://www.facebook.com/dvbag)

**Editor:** Jacqueline Kleinschmidt

**Person in charge:** Katrin Hoppe

**Photographs:** DVB AG, André Forner, Lars Neumann, Amac Garbe, Robert Jentzsch, Adobe Stock, Thorsten Eckart,

# Relax at Central Germany's loveliest swimming spots


Discover Central Germany's refreshing resorts, with a whole host of outdoor pools and bathing lakes to enchant you. From picturesque watering places to modern leisure centres, the region offers everything you need for an unforgettable day out swimming. Enjoy the hot summer days in idyllic settings, surrounded by green meadows and crystal-clear waters. Take a dip and spend hours of pure, carefree fun and refreshment swimming in Central Germany!

## Wonnemar – Bad Liebenwerda

With attractions such as Kamikaze, Black Hole and Lazy River, the flume in Wonnemar features thrills and relaxation for visitors of all ages. Children can really let off steam in the wave pool and the counter-current unit. Adventures await your little ones in Wonni-Land, with its water cannons, pirate ship, fountains and waterfall. Guaranteed fun for the whole family!

## Maya mare – Halle an der Saale


The Maya mare in Halle offers a variety of spectacular water slides including a two-person bob chute, the Laser Express and the steep Speedy slide. Relax in the picturesque Lazy River as it winds its way through the waterpark. Especially for children, the TULUMAYA is a true bathing paradise with an interactive water playground, floating tunnels and separate slides.



## Chemnitzer Stausee Rabenstein

The reservoir in the idyllic Rabenstein Forest is a real jewel in the heart of nature. This 6.5-hectare lake can be used for various water sports such as swimming, rowing and pedal-boating. Families can have fun with table tennis, volleyball and a giant slide.

When you're done with sport, you can relax on the inviting meadow and beach. In the Mühlengrund, right next door, there is a sauna and a spa section.



## Berzdorfer See near Görlitz

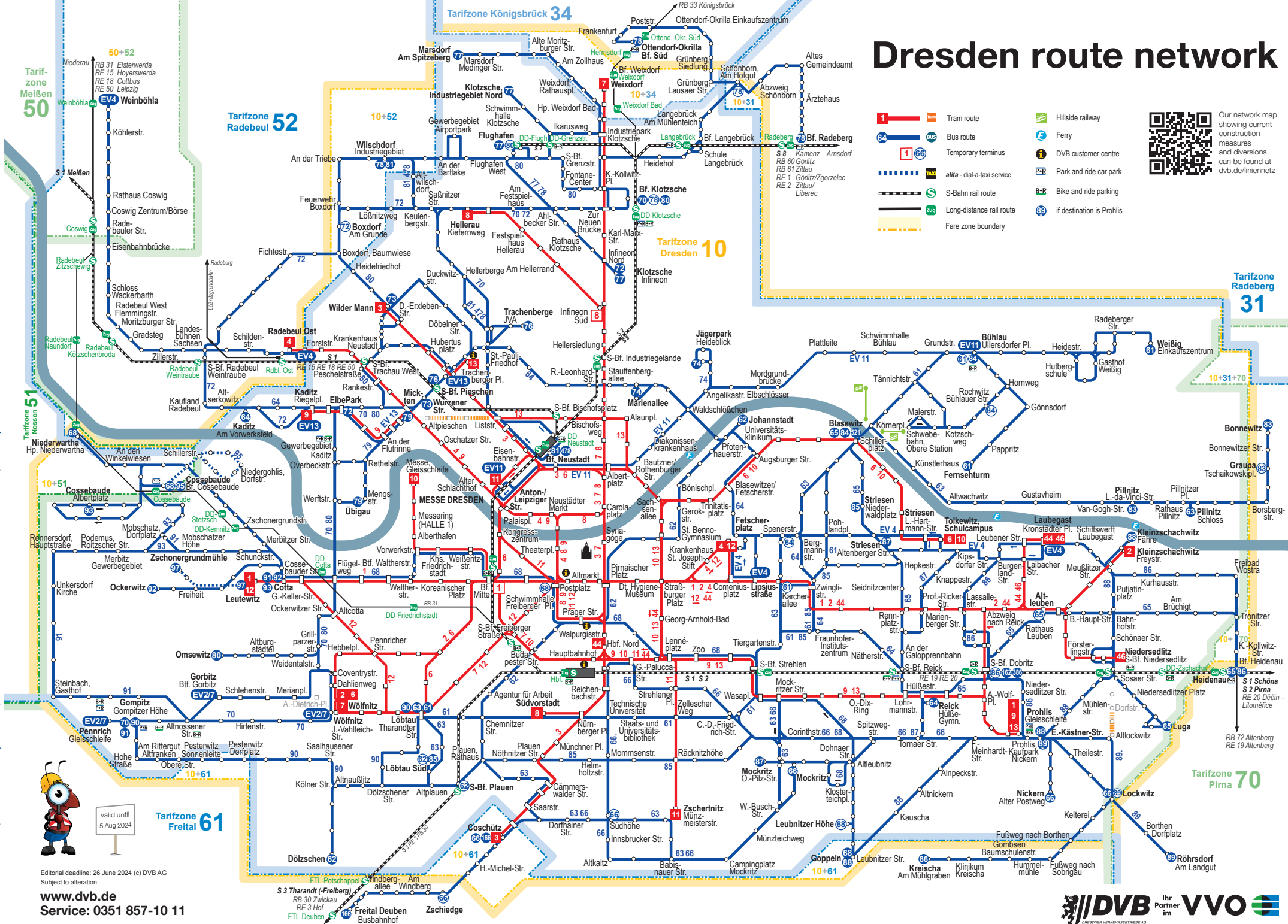
This lake, ten kilometres south of Görlitz, is what remains of an old Saxon lignite mine. For a panoramic view of the lake, it's worth touring Bucket Wheel Excavator 1452, which once conveyed coal here. The latest additions include an adventure mini golf course and a climbing park in the new Blue Lagoon amusement park. Water sports such as sailing, surfing, stand-up paddling and rowing are popular at Berzdorfer See.

# Dresden route network

- 1 Tram route
- 64 Bus route
- 1 Temporary terminus
- dotted alita - dial-a-taxi service
- S S-Bahn rail route
- long Long-distance rail route
- fare Fare zone boundary
- Hillside railway Hillside railway
- Ferry Ferry
- DVB customer centre DVB customer centre
- Park and ride car park Park and ride car park
- Bike and ride parking Bike and ride parking
- if destination is Prohls if destination is Prohls



Our network map showing current construction measures and diversions can be found at [dvb.de/linienetz](http://dvb.de/linienetz)



Pull it out, put it in your pocket and take it on a trip!



valid until  
5 Aug 2024

Editorial deadline: 26 June 2024 (c) DVB AG  
Subject to alteration.  
[www.dvb.de](http://www.dvb.de)  
Service: 0351 857-10 11

# Into the countryside by rail and bus

All kinds of hiking tours in and  
around Dresden – online at  
[www.dvb.de/wandertipps](http://www.dvb.de/wandertipps) and  
in komoot, the outdoor app.



*Wir bewegen Dresden.*

 **DVB**  
DRESDNER VERKEHRSBETRIEBE AG